

277143-1 ✓ ACTIVE

AMPOWER

TE Internal #: 277143-1

Ring Terminals & Spade Terminals, Rectangular Tongue, 0000 AWG

Wire Size, 100 – 125 mm² Wire Size, 190000 – 231000 CMA Wire

Size, AMPOWER

[View on TE.com >](#)



Terminals & Splices > Ring Terminals & Spade Terminals > AMPOWER TERMINAL CENTERLINE 2 HOLES



Ring & Spade Terminal Type: **Rectangular Tongue**

Wire Size: **190000 – 231000 CMA**

Stud Size: **5/16, M8**

[All AMPOWER TERMINAL CENTERLINE 2 HOLES \(5\)](#)

Features

Product Type Features

Stud Size	5/16, M8
Sealable	No

Configuration Features

Number of Holes	2
Terminal Angle	180 °

Body Features

Inspection Slot	No
Weight per Piece	82.574 g

Contact Features

Ring & Spade Terminal Type	Rectangular Tongue
Barrel Type	Closed
Terminal Orientation	Offset
Terminal Plating Material	Tin

Mechanical Attachment

Wire Insulation Support	Without
-------------------------	---------

Dimensions

Wire Size	190000 – 231000 CMA
-----------	---------------------



Stud Diameter	8.33 mm[.328 in]
Tongue Thickness	3.3 mm[.13 in]
Overall Product Length	107.7 mm[4.24 in]

Usage Conditions

Insulation Option	Uninsulated
Operating Temperature Range	-55 – 105 °C[-67 – 221 °F]

Operation/Application

Compatible With Wire Base Material	Copper
Compatible With Wire Plating Material	Tin
Heavy Duty	No

Industry Standards

Government Qualified	No
----------------------	----

Packaging Features

Packaging Quantity	50
Packaging Method	Box

Other

Comment	Centerline 2-Hole., Electrodeposited Tin Plate per MIL-T-10727.
---------	---

Product Compliance

[For compliance documentation, visit the product page on TE.com>](#)

EU RoHS Directive 2011/65/EU	Compliant
EU ELV Directive 2000/53/EC	Compliant
China RoHS 2 Directive MIIT Order No 32, 2016	No Restricted Materials Above Threshold
EU REACH Regulation (EC) No. 1907/2006	Current ECHA Candidate List: JUNE 2022 (224) Candidate List Declared Against: JUNE 2022 (224) Does not contain REACH SVHC
Halogen Content	Low Halogen - Br, Cl, F, I < 900 ppm per homogenous material. Also BFR/CFR/PVC Free
Solder Process Capability	Not applicable for solder process capability

Product Compliance Disclaimer



This information is provided based on reasonable inquiry of our suppliers and represents our current actual knowledge based on the information they provided. This information is subject to change. The part numbers that TE has identified as EU RoHS compliant have a maximum concentration of 0.1% by weight in homogenous materials for lead, hexavalent chromium, mercury, PBB, PBDE, DBP, BBP, DEHP, DIBP, and 0.01% for cadmium, or qualify for an exemption to these limits as defined in the Annexes of Directive 2011/65/EU (RoHS2). Finished electrical and electronic equipment products will be CE marked as required by Directive 2011/65/EU. Components may not be CE marked. Additionally, the part numbers that TE has identified as EU ELV compliant have a maximum concentration of 0.1% by weight in homogenous materials for lead, hexavalent chromium, and mercury, and 0.01% for cadmium, or qualify for an exemption to these limits as defined in the Annexes of Directive 2000/53/EC (ELV). Regarding the REACH Regulation, the information TE provides on SVHC in articles for this part number is based on the latest European Chemicals Agency (ECHA) 'Guidance on requirements for substances in articles' posted at this URL: <https://echa.europa.eu/guidance-documents/guidance-on-reach>

Compatible Parts



TE Part # 46750-2
HYP8 AMPOWER 4/0AWG DIE SET




TE Part # 1583098-1
DIE ASSY,AMPOWER,4/0




TE Part # 46325-2
HYP8 AMPOWER 4/0AWG 69065 DIE SET

Also in the Series | AMPOWER




Busbar Connectors(13)




Knife Disconnects(15)




PCB Headers & Receptacles(2)



Power Cable Assemblies(7)




Power Contacts(1)



Quick Disconnects(1)



Rectangular Power Connectors(6)



Ring Terminals & Spade Terminals(141)



Documents

Product Drawings

[TERMINAL,AMPOWER 4/0](#)

English

CAD Files

[3D PDF](#)

3D

Customer View Model

[ENG_CVM_CVM_277143-1_F_c-277143-1-f.2d_dxf.zip](#)

English

Customer View Model

[ENG_CVM_CVM_277143-1_F_c-277143-1-f.3d_igs.zip](#)

English

Customer View Model

[ENG_CVM_CVM_277143-1_F_c-277143-1-f.3d_stp.zip](#)

English

By downloading the CAD file I accept and agree to the [Terms and Conditions](#) of use.

Datasheets & Catalog Pages

[AMPOWER Terminals and Splices Flyer](#)

English

Product Specifications

[Application Specification](#)

English

Instruction Sheets

[Instruction Sheet \(U.S.\)](#)

English